



# Kindergarten Newsletter

## Online Practice

MobyMax - This is an educational resource where students can practice math and reading skills. Our school code is ms528.

Raz-Kids - Students can continue to read on their reading level, as well as work on comprehension skills, by taking the short quiz at the end of the story. **Please note:** We refer to this program as Raz-Kids, however, kidsa-z.com is the website used to access it. There is also an app available for this program. Just search for Kids A-Z!

Learning.com - This website is used during computer class and will allow them to continue to improve their keyboarding and computer literacy skills.

Your child's teacher can provide you with passwords if they have not already. Please email your teacher.



## We Speech AND Specials!

If your child attends speech with Mrs. Weeks or Mrs. Ables, please check their webpage for lessons and activities.

**New** to the packet are lesson plans provided by our special area teachers. These lessons are optional, and are located at the end of the packet!

You can find our Speech and Special Area teachers' webpages on our school's webpage under the "Teachers" tab.

## SKILLS FOR THE WEEK!

### Shared Reading - Tops & Bottoms

(key details, tell why the author included information, story sequence)

Sight words - **out, from, into** Word Family - **ug (Ex. bug, dug, mug)**

Phonics - reading CVC words, middle vowel sounds

Math - comparing numbers, length, subtraction, counting to 100

Grammar and Language - nouns - singular and regular plural (-s and -es)

Writing - opinion writing, capital letters at the beginning of a sentence, spacing, and punctuation

Science - Plants

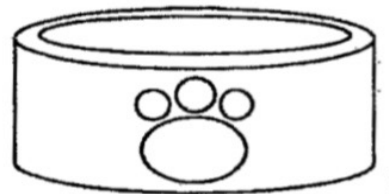
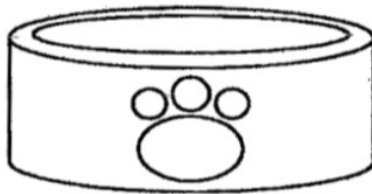
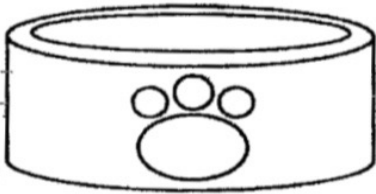

MAE is where the  is!

## Monday, April 6 - Character Lesson

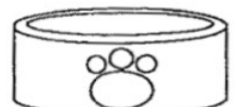
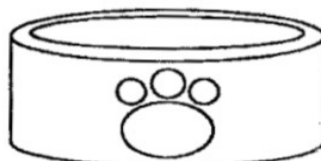
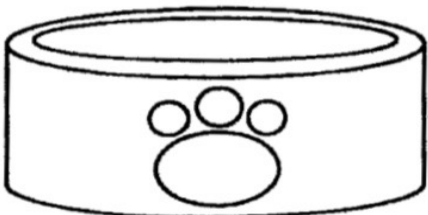
- Fairness #2:

- Today, let's continue to learn about being fair.
- Here's a question for you. Does fair mean EQUAL? Look at these two pictures. Option 1 has all the dogs getting the same amount of food, and Option 2 has the dogs getting different amount of food. Which one do you think shows being FAIR? (Use the attached sheet.)
- The correct answer is Option 2! Why do you think Option 2 shows being fair?
- That's right! It's FAIR for the dogs to get food for THEIR SIZE.
- Likewise, we all have different needs. Some of you might need a lot of help in math just like this big puppy needed a lot of dog food. It wouldn't make sense for your teachers or your parents to give everyone the same things because each one of you need something different! It is the grown-ups' job to make sure that all of you get exactly what you need to be successful. So remember not to get upset if you get something different from what your friend gets because you're getting what YOU need and your friend is getting what HE/SHE needs.
- "Fairness doesn't mean everyone gets the SAME. Fairness means everyone gets what they NEED." (Show attached sheet.)
- Throughout this week, remember that fair doesn't always mean equal but it means that everyone gets what they need!

# OPTION 1




# OPTION 2



● **Fairness** doesn't  
mean everyone  
gets the **same**.

● Fairness means  
everyone gets what  
they **need**.

-Rick Riordan  
The Red Pyramid



# Monday, April 6

## Book of the day: Tops & Bottoms

### Reading

\*Go to [tumblebooklibrary.com](http://tumblebooklibrary.com) and listen to Tops & Bottoms.

Username: madisonave

Password: reads

<https://www.tumblebooklibrary.com/book.aspx?id=4726>

\*Use the questions on the next page to guide your discussion about the book.

\*Don't forget to record yourself reading on Raz-Kids today!

### Science

<https://jr.brainpop.com/science/plants/partsofaplant/>

username: madisonles

Password: brainpop

After watching the BrainPop video, draw your own plant and label its parts.

### Phonics

#### CVC Words 4 in a Row

Grab a dice, 10 nickels, 10 pennies and a partner. Roll the dice. Read one of the CVC words under that number and cover it with your coin. Take turns. Get 4 in a row to win.

### Sight Words & Word Families

#### \*Sight Words: out, from, into

Rainbow write your words at least three times each. Use colored pencils, markers, or crayons to write your words.

#### \*Word Family: -ug family

Ex: slug, lug, rug, tug

Create a list of words for the -ug family. Try to make as many words as you can. How many words did you create? Can you sort them? How did you sort them? Tell someone how you decided to sort your words and how many you have in each group.


### Number Corner

#### Number Corner Calendar

Calendar Picture Cards can be found near the end of this packet.



Don't forget to spend some time on MobyMax today!



Use the questions below to help guide your discussion with your child about Tops and Bottoms by Janet Stevens.

Title of Book:

**Tops and Bottoms**  
by Janet Stevens



Key Ideas & Details:

What is this story about?  
Who are the characters in the story?  
What are the characters trying to do?  
How is bear different from his father?  
Which character do you think is smarter? What makes you say that?  
What phrase does rabbit say to bear each time they make an agreement?  
Why do you think he says that?  
What lesson did bear learn? What made him learn his lesson?  
Retell the story using key ideas and details.

Craft & Structure:

The author said, Hare and his family were in bad shape. What do you think the author means by this?  
What do you think the word clever means?  
In what way was rabbit clever?  
Did the author list a time when rabbit wasn't so clever?  
The text says, Hare plucked off all the tops of the carrots...  
and Hare tugged off the roots of the cornstalks. Which one do you think was easier to do? Use actions to demonstrate plucking and tugging. Other vocabulary words: crops, harvest, profit, gathered



# Parts of a Plant

Directions: After learning about the parts of a plant, draw your own plant. Be sure to include and label each part (leaf, stem, flower, roots).

- 1) Roll the dice and say the number.
- 2) Read a word under that number.



## 4 in a Row

- 3) Take the word.

- 4) Get 4 in a row to win.

ban	and	map	lad	hat	can
pan	fat	man	sap	van	ant
zap	gas	tab	fan	lap	sad
gap	mad	sat	ham	bad	ran
had	cap	at	gal	sax	rat
am	wax	mat	lab	nap	an



# Tuesday, April 7

Book of the day: *Tops & Bottoms*

## Writing

### **Tops & Bottoms Opinion Writing**

Write about whether or not you think it was okay for Hare to trick Bear. Don't forget to give reasons for why it was or was not okay.

\* Don't forget to use complete sentence. Start with capital letters, use proper spacing, spell sight words correctly, sound out all other words, and use proper punctuation.

Checkout this video about reasons & examples  
<https://www.youtube.com/watch?v=X1e8Zg-fYgE&list=PLTCzXKdxBpDDI1fp2gAv7IVjAJXvq9stk&index=5>

## Math

### **\*Comparing Pennies/Length**

See the video below to practice comparing objects within 10

<https://www.youtube.com/watch?v=Wx1fbYAiXC8>

**\*New math words:  
longest and shortest**

## Sight Words & Word Families

\*Write a sentence using each word. Make sure you use correct uppercase/lowercase letters, correct spacing, and a punctuation mark at the end. Can you add describing words to your sentence to make them more exciting?

\*Create a word family garden with your list of -ug words. Use crayons, markers or construction paper to create a garden. Add your words to the petals and leaves. An example can be found at <https://www.playdoughtoplato.com/a-word-family-garden/>

## Grammar & Language

\*Watch this video to learn about singular and plural nouns!

**Singular and Plural Nouns by Adding -S**

<https://www.youtube.com/watch?v=V8vXop8hfkq>

**Singular v. Plural**

\*Practice changing singular nouns into plural nouns! Read the word in the first box, then draw the singular noun to match it. Draw the plural noun in the second box and label your picture. Don't forget to add the -s.

## Number Corner

### **Number Corner Calendar**

Calendar Picture Cards can be found near the end of this packet.

Have you read some stories on Raz-Kids today?




# Tops and Bottoms

Day 5

Name: \_\_\_\_\_

By Janet Stevens

Do you think it was okay for Hare to trick Bear?  
Why or why not?



---

---

---

---

---

---

---

---

---





---

NAME \_\_\_\_\_

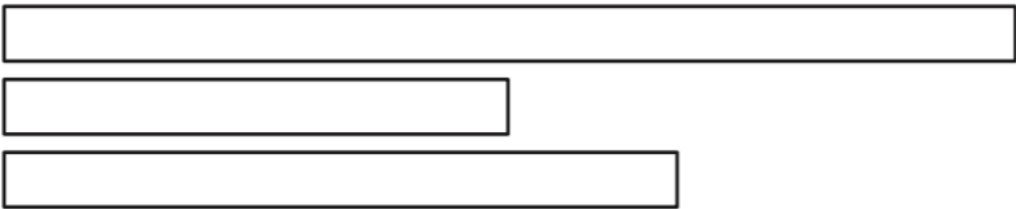
DATE \_\_\_\_\_

# Comparing Pennies: 0 1 2 3 4 5

**1** How many pennies are there in each hand? Write the number to show. Draw a blue X on the hand with fewer pennies.

			
Pennies	Pennies	Pennies	Pennies
4	2		
			
Pennies	Pennies	Pennies	Pennies

**2** Color the longest ribbon green. Color the shortest ribbon brown.



# SINGULAR V. PLURAL

Turn the singular noun into a plural noun.

Illustrate both nouns in the box.



--	--

dog

--	--

pig

--	--

hat

--	--

cat

# Wednesday, April 8

## Book of the day: Tops & Bottoms

### Reading

\*Go to [tumblebooklibrary.com](http://tumblebooklibrary.com) and listen to Tops & Bottoms.

username: madisonave

password: reads

<https://www.tumblebooklibrary.com/book.aspx?id=4726>

\*Cut and glue the pictures from the story in the correct order.

\*Don't forget to record yourself reading on Raz-Kids today!

### Science

<https://jr.brainpop.com/science/plants/plantlifecycle/>

username: madisonles

password: brainpop

After watching the BrainPop video, make a "Life Cycle of a Plant" hat to show what you learned!

### Phonics

#### **Highlight Short Vowel O and A**

Look at each picture and say the word.

Do you hear the short vowel o or a?

Highlight the short vowel sound you hear. As you highlight, say "O says /o/" or "A says /a/."

### Grammar & Language

\*Watch this video to learn how to make nouns plural by adding -es!

**Singular & Plural Nouns by Adding -ES**

[https://www.youtube.com/watch?v=K\\_NKcLoEOLg](https://www.youtube.com/watch?v=K_NKcLoEOLg)

#### **Singular and Plural Nouns**

Add s or es to the ends of the words to make them plural. Don't forget: if a word ends in s, ss, x, z, ch and sh, you add -es!

### Number Corner

#### **Number Corner**

#### **Calendar**


Calendar Picture Cards can be found near the end of this packet.

### Math

\*Which is Longer? Which is Shorter?

\*Count to 50 by ones to a parent.


Cut and paste the pictures in the correct order.

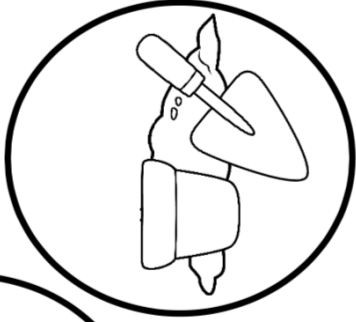



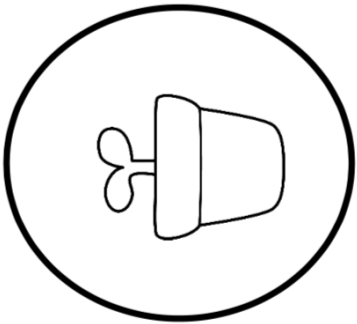


I can retell the story  
using key details.

# Tops and Bottoms

Students color and cut out the hat. Students glue the life cycle circles in order on the hat. Attach a strap to the back. Simple as that!





Cut out the band to attach to the back of the hat. You may need to add extra construction paper for students with larger heads. Students cut out the life cycle circles, sequence them, and glue them on the life cycle hat.

---

---



# Highlight on Short Vowel O and A



Name \_\_\_\_\_

Directions: Look at each image. Say the word that the image represents. Do you hear the short vowel o or a? Highlight the short vowel sound you hear. As you highlight, say "O says /o/" or "A says /a/."



o a

o a

o a



o a

o a

o a



o a

o a

o a



o a

o a

o a

Answers: ncp, cop, fat, dad, ball, ox, ccp, jog, hot, pop, can, top

Do the plural  
nouns need  
-s or -es?

Name: \_\_\_\_\_

# Singular and Plural Nouns

Add s or es to make the word plural.



duck \_\_\_\_\_



shoe \_\_\_\_\_



tree \_\_\_\_\_



dress \_\_\_\_\_



owl \_\_\_\_\_



couch \_\_\_\_\_



walrus \_\_\_\_\_



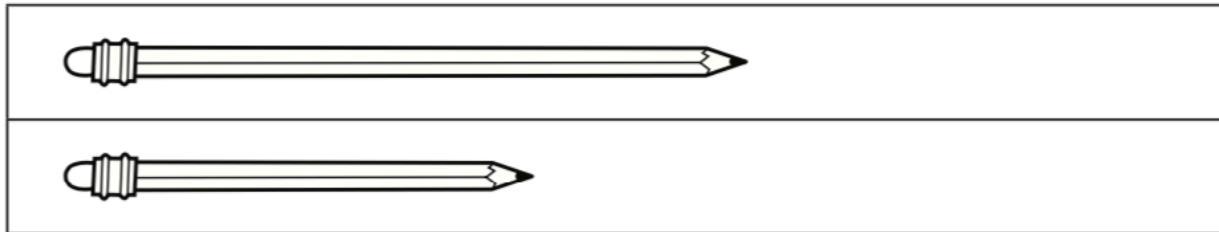
bed \_\_\_\_\_

NAME \_\_\_\_\_

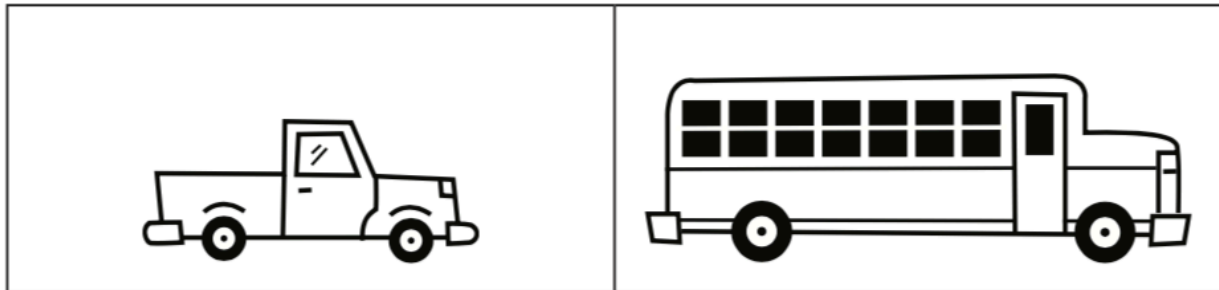
DATE \_\_\_\_\_

## Which Is Longer? Which Is Shorter?


- 1 Draw a red X on the longer pencil. Color the shorter pencil green.



- 2 Color the longer vehicle yellow. Draw a circle around the shorter vehicle.



- 3 Color the longest ribbon blue. Color the shortest ribbon red.



# Thursday, April 9

Book of the day: *Tops and Bottoms*

## Writing

### **Opinion Writing:**

Do you prefer to plant flowers or vegetables?

Give your opinion by answering the question. Don't forget to give 1-2 reasons why you prefer to plant flowers or vegetables.

\*Remember to use complete sentences. Start with capital letters, use proper spacing, spell sight words correctly, sound out all other words, and use proper punctuation

## Math

### **\*Rainy Day Subtraction**

Solve the problems in each raindrop (you can use fingers, beans, buttons, pennies or any sort of counter). Then cut and paste the correct answer inside the raindrop.

**\*Practice counting by 5's and 10's to 100**

## Grammar & Language

\*Review what you have learned about plural nouns!

Watch the Plural Song:

<https://www.youtube.com/watch?v=7oPWjXt4CmQ>

\*Fold a piece of paper in half. On the left side, make a list of singular (one) nouns that are yellow. Use the other side to change your singular nouns to plural nouns.

## Sight Words & Word Families

\*Log into ABCya.com and play the sight word bingo game.

[https://www.abcya.com/games/dolch\\_sight\\_word\\_bingo](https://www.abcya.com/games/dolch_sight_word_bingo)

### **Color by Word Family**

Complete the color by sight word sheet. Read each word to a grownup and decide what color you will use BEFORE you color. Make sure you can read each word. Use your very best coloring and try to stay in the lines as much as you can.

## Number Corner

### **Calendar**

Calendar Picture Cards can be found near the end of this packet.

Have you read some stories on Raz-Kids today?



# OPINION Writing

Name: \_\_\_\_\_

Today is:

MONDAY

TUESDAY

WEDNESDAY

THURSDAY

FRIDAY

SATURDAY

SUNDAY

Do you prefer to plant flowers or vegetables?

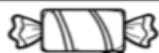
vegetable



Why?

or

flower



I used capital letters.



I used spaces.



I used punctuation.

Name \_\_\_\_\_

# Rainy Day Subtraction

Directions: Solve the problems in each raindrop. Cut and paste the correct answer.

$$\begin{array}{r} 5 \\ - 3 \\ \hline \square \end{array}$$

$$\begin{array}{r} 00 \\ - 00 \\ \hline \square \end{array}$$

$$\begin{array}{r} 7 \\ - 2 \\ \hline \square \end{array}$$

$$\begin{array}{r} 9 \\ - 3 \\ \hline \square \end{array}$$

$$\begin{array}{r} 8 \\ - 4 \\ \hline \square \end{array}$$

$$\begin{array}{r} 7 \\ - 5 \\ \hline \square \end{array}$$

$$\begin{array}{r} 6 \\ - 0 \\ \hline \square \end{array}$$

$$\begin{array}{r} 100 \\ - 7 \\ \hline \square \end{array}$$

$$\begin{array}{r} 9 \\ - 2 \\ \hline \square \end{array}$$

$$\begin{array}{r} 6 \\ - 3 \\ \hline \square \end{array}$$



2

0

6

5

4

6

1

2




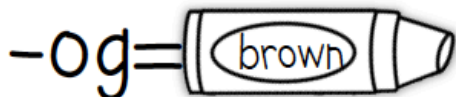
3

7

Name \_\_\_\_\_

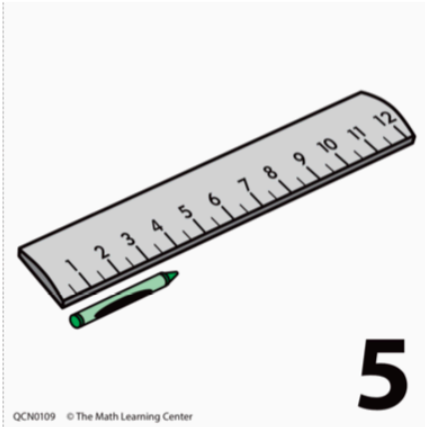
# Color by Word Family

Directions: Use the color code to color the picture.



# Number Corner, page 1

Discuss what you see in the picture each day. Circle the attribute being measured: **length** (how long it is), **weight** (how heavy it is), **capacity** (how much it holds), or **temperature** (how hot or cold it is.) See if you can find a tool in your house that measures the same attribute and explore using it!



5

Sunday, April 5, 2020

\*\*\*BONUS


Length

Capacity

Weight

Temperature

Tool you found:



6

Monday, April 6, 2020

Length

Capacity

Weight

Temperature

Tool you found :



7

Tuesday, April 7, 2020

Length

Capacity

Weight

Temperature

Tool you found :



# Number Corner, page 2

Discuss what you see in the picture each day. Circle the attribute being measured: **length** (how long it is), **weight** (how heavy it is), **capacity** (how much it holds), or **temperature** (how hot or cold it is.) See if you can find a tool in your house that measures the same attribute and explore using it!



Wednesday, April 8, 2020

Length                      Capacity  
Weight                      Temperature

Tool you found:



Thursday, April 9, 2020

Length                      Capacity  
Weight                      Temperature

Tool you found :



Friday, April 10, 2020

\*\*\*BONUS

Length                      Capacity  
Weight                      Temperature

Tool you found :

## Monday, April 13 - Character Lesson

- Kindness ...

- Today, we are going to talk about how kindness SOUNDS.
- Here are some examples of kind and unkind things to say.

Listen carefully and give me:

(1) a thumbs-up if you think it's a kind saying or

(2) a thumbs-down if you think it's an unkind saying.

(Use the attached sheets to read examples in random order.)

- Great job, everyone! Now, let's go back to the ones that we said were unkind.

How could you say each of these in a KIND way?

(Read aloud a few of the "unkind" sayings one at a time and let students raise their hands to share a "kind" version of each one.)

- We have learned so much about being kind. Remember that you can make a difference by being kind to each other. So let's continue to encourage each other to be kind and spread kindness to make our school even better!

“I’m proud of you. You tried so hard on the monkey bars.”

“Thank you for helping me with that math problem.”

“What game would you like to play today?”

“Hi! I’m Max. What’s your name?”

“I really like the way you colored that picture.”

“You can borrow my brown crayon.”

# Tuesday, April 14

Book of the day: Planting a Rainbow

## Writing

Listen to the story Planting a Rainbow below:

<https://classroommagazines.scholastic.com/support/learnathome/grades-prek-k.html>

### In My Imaginary Garden

Write to tell what you would plant in your imaginary garden.

- \* Don't forget to use complete sentence. Start with capital letters, use proper spacing, spell sight words correctly, sound out all other words, and use proper punctuation.

## Math

Math addition word problems

Numbers 1 & 2

Draw the parts to the number story in the first box. Write the number sentence in the second box.

## Sight Words & Word Family

### Build a Word

Word Family: -ake (bake, cake, flake)

Build a Word- word family worksheet using the -ake word family. Be sure to fill in the word family part first, then change the beginning letters in front of each -ake (word family), lastly make the new word by blending the beginning letter with the word family word to make the new word.

## Grammar & Language

### Syllables

Say the name of the picture. Color one circle for each syllable you hear.

## Number Corner

### Number Corner Calendar

Calendar Picture Cards can be found near the end of this packet.

HAVE YOU READ  
SOME STORIES ON  
RAZ-KIDS TODAY?



Name \_\_\_\_\_

We read... **Planting a Rainbow**  
by Lois Ehlert



**In MY imaginary garden...**

---

---

---

1. On Monday, Sam planted 4 green bean plants in his garden.  
On Wednesday, Sam planted 3 tomato plants.

How many plants did Sam plant in all?




My  
sketch



My  
answer

2. Lucy dug 5 holes to plant her flower seeds. She dug 3 more holes for her pepper seeds.

How many holes did Lucy dig?



My  
sketch



My  
answer

Name: \_\_\_\_\_

# Build A Word

I can build and say words REAL words.



Beginning  
Letter



Word  
Family



Makes the Word

A series of 25 horizontal writing lines for each of the three columns, designed for students to practice building words.

Name: \_\_\_\_\_

I can color the number of syllables in each word.



1		<input type="text"/>	<input type="text"/>	<input type="text"/>
3		<input type="text"/>	<input type="text"/>	<input type="text"/>
5		<input type="text"/>	<input type="text"/>	<input type="text"/>
7		<input type="text"/>	<input type="text"/>	<input type="text"/>
9		<input type="text"/>	<input type="text"/>	<input type="text"/>

2		<input type="text"/>	<input type="text"/>	<input type="text"/>
4		<input type="text"/>	<input type="text"/>	<input type="text"/>
6		<input type="text"/>	<input type="text"/>	<input type="text"/>
8		<input type="text"/>	<input type="text"/>	<input type="text"/>
10		<input type="text"/>	<input type="text"/>	<input type="text"/>



Wednesday, April 15

Book of the day: Planting a  
Rainbow

Reading

Read the nonfiction passage What Plants Need (see next page) carefully. Draw and write 3 things that plants need. Answer the questions about the story at the bottom.

Science

Go outside on a plant walk!  
How many different kinds  
of plants can you find?

Draw a picture and write  
about what you saw.

Phonics

Medial Sounds in words  
Write the middle sounds to  
complete the words.

Grammar &  
Language

Syllables

Say the word, solve the  
number of syllables in the  
word, and color the number to  
match the quantity of  
syllables.

Number Corner

Number Corner  
Calendar

Calendar Picture Cards can be  
found near the end of this  
packet.

Math

Math addition word problems  
Numbers 3, 4, & 5

Draw the parts to the number  
story in the first box. Write  
the number sentence in the  
second box.

Name \_\_\_\_\_

# What Plants Need

.....

Plants need many things to grow.

First, they need soil. They also need air. We need air, too! Plants need the sun. Sun helps them grow. Plants need water. We need water, too! These are things that plants need to grow.



Draw or write three things that plants need:

1.
2.
3.

1. What is this story about? \_\_\_\_\_

2. What do plants and people need?

\_\_\_\_\_

3. Plants need \_\_\_\_\_.

- the sun
- flowers
- a home

4. I know that we can eat:

- all plants
- some plants
- no plants

Name: \_\_\_\_\_



I can write the middle sound to complete the word.

1

p \_ d

2

d \_ g

3

b \_ g

4

s \_ p

5

t \_ n

6

r \_ ck

7

p \_ t

8

t \_ p

9












l \_ g

10

s \_ n

Name: \_\_\_\_\_

I can say the picture, solve the number syllables, and use a bingo dabber or sticker to show my answer.

	<input type="radio"/> 1 <input type="radio"/> 2 <input type="radio"/> 3		<input type="radio"/> 1 <input type="radio"/> 2 <input type="radio"/> 3		<input type="radio"/> 1 <input type="radio"/> 2 <input type="radio"/> 3
	<input type="radio"/> 1 <input type="radio"/> 2 <input type="radio"/> 3		<input type="radio"/> 1 <input type="radio"/> 2 <input type="radio"/> 3		<input type="radio"/> 1 <input type="radio"/> 2 <input type="radio"/> 3
	<input type="radio"/> 1 <input type="radio"/> 2 <input type="radio"/> 3		<input type="radio"/> 1 <input type="radio"/> 2 <input type="radio"/> 3		
	<input type="radio"/> 1 <input type="radio"/> 2 <input type="radio"/> 3		<input type="radio"/> 1 <input type="radio"/> 2 <input type="radio"/> 3		

3. In May, the sunflower grew 2 inches. In June, the sunflower grew 3 more inches.

**How many inches did the sunflower grow in May and June?**

My  
sketch

My  
answer

4. Aiden has 2 baskets of apples. Mia has 7 baskets of apples.

**How many baskets of apples do they have all together?**

My  
sketch

My  
answer

5. Mr. Brown's garden needs to be watered 5 minutes in the morning and 5 minutes in the evening.

**How many minutes does the garden need to be watered?**

My  
sketch

My  
answer

# Thursday, April 16

Book of the day: Planting a Rainbow

## Writing

### Opinion Writing

Do you like FLOWERS? Give reasons and examples as to why you do or do not like flowers.

\* Don't forget to use complete sentences. Start with capital letters, use proper spacing, spell sight words correctly, sound out all other words, and use proper punctuation.

## Math

Watch video on measurement:

<https://jr.brainpop.com/math/measurement/inchesandfeet/>

### Flower Measurement

Find the measurement of each object then write the number on the line above each object.

## Grammar & Language

### Read and Color

Read the sentence in each box and color the picture to match.

## Sight Words & Word Family

\*Have a sight word scavenger hunt. Hide the words around your backyard (or in a room). Have your child find the word as you call it

out. <https://www.theotttoolbox.com/sight-word-savenger-hunt/>

\*Create a list of words for the -ake family. Ex: bake, cake, flake  
Can you sort your list into real and nonsense words? Which ones do you have more of?

## Number Corner

### Calendar

Calendar Picture Cards can be found near the end of this packet.

HAVE YOU READ SOME  
STORIES ON  
RAZ-KIDS TODAY?



Name: \_\_\_\_\_

Date:

Do you like  ? Yes or No?

because

Handwriting practice lines consisting of four sets of three horizontal lines (top solid, middle dashed, bottom solid).

Name: \_\_\_\_\_

# Flower Measurement

Using a pencil or crayon, color the ruler to find the measurement of each flower. Write each answer on the line above the flower.

1. A flower with a stem, two leaves, and a three-petaled flower head. The ruler shows a measurement of 3 units.

2. A tulip-like flower with a stem, one leaf, and a cup-shaped flower head. The ruler shows a measurement of 2 units.

3. A daisy-like flower with a stem and a large, multi-petaled flower head. The ruler shows a measurement of 3 units.

4. A small flower with a stem and a single-petaled flower head. The ruler shows a measurement of 1 unit.

5. A black pot containing three flowers of different heights. The tallest flower is measured against the ruler, showing a measurement of 3 units.

6. A flower with a stem and a single-petaled flower head, growing from a patch of grass. The ruler shows a measurement of 2 units.

7. A flower with a stem and a five-petaled flower head. The ruler shows a measurement of 1 unit.



Name: \_\_\_\_\_

# Read and Color


I can read the sentence and color the picture to match.



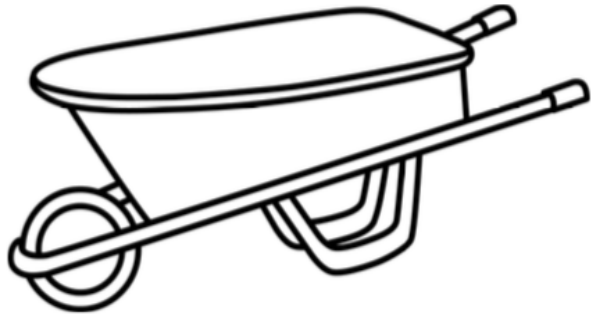
The big flower pot is pink and green.




In the dirt were yellow and red flowers.



The flower was yellow and purple with green leaves.



There was a green and brown wheelbarrow.



I see a green and gray hose.



The little snail is yellow and blue.

# Friday, April 17

Book of the day: Planting a Rainbow

## Reading

Log in to Raz-Kids today and listen to the story Where Plants Grow (Level D). Be sure to take the quiz after you listen to the story!

## Science

Listen to the story  
It Could Still Be a Flower

<https://classroommagazines.scholastic.com/support/learnathome/grades-prek-k.html>

## Phonics

### Rhyming Words

Watch video below. Then, go outside and find 5 things you see. Give a rhyming word to match the five things you saw.

Examples: I saw a swing... (ring)  
I saw a boat... (coat)

<https://jr.brainpop.com/readingandwriting/phonics/rhymingwords/>

## Writing

If you could plant anything in a garden, what would you plant? Answer the question and give reasons why.

\* Don't forget to use complete sentences. Start with capital letters, use proper spacing, spell sight words correctly, sound out all other words, and use proper punctuation.

## Number Corner

### Calendar

Calendar Picture Cards can be found near the end of this packet.



HAVE YOU WORKED  
ON MOBYMAX  
TODAY?

Name: \_\_\_\_\_

Date: \_\_\_\_\_

Monday

Tuesday

Wednesday

Thursday

Today is:

Friday

Saturday

Sunday

**If you could plant anything in a garden,  
what would you plant?**

roses



apple tree



sunflowers



magical  
beanstalk



Draw a Picture

A large, empty rounded rectangular box intended for the student to draw a picture of the plant they would like to grow in their garden.

©Teaching Bill Fizz Cend 2016

☆ I used capital letters. ☆ I used spaces. ☆ I used punctuation.

# Number Corner, page 1

Discuss what you see in the picture each day. Circle the attribute being measured: **length** (how long), **weight** (how heavy), **capacity** (how much it holds), or **temperature** (how hot or cold). See if you can find a tool in your house that measures the same attribute and explore using it! Weekends are bonus days and can help you figure out the pattern.

Saturday, April 11, 2020

\*\*\*BONUS



11

Length

Capacity

Weight


Temperature

Tool you found:

QCN0109 © The Math Learning Center

Sunday April 12, 2020

\*\*\*BONUS



12

Length

Capacity

Weight

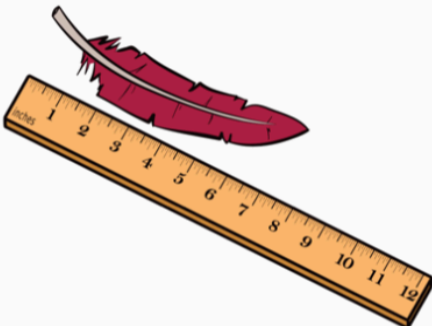
Temperature

Tool you found :

QCN0109 © The Math Learning Center

Monday, April 13, 2020

\*\*\*BONUS



13

Length

Capacity

Weight

Temperature

Tool you found :

QCN0109 © The Math Learning Center

# Number Corner, page 2

Discuss what you see in the picture each day. Circle the attribute being measured: **length** (how long), **weight** (how heavy), **capacity** (how much it holds), or **temperature** (how hot or cold). See if you can find a tool in your house that measures the same attribute and explore using it! Weekends are bonus days and can help you figure out the pattern.



Tuesday, April 14, 2020

Length

Capacity

Weight

Temperature

Tool you found:



Wednesday, April 15, 2020

Length

Capacity

Weight

Temperature

Tool you found :



Thursday, April 16, 2020

Length

Capacity

Weight

Temperature

Tool you found :

# Number Corner, page 3

Discuss what you see in the picture each day. Circle the attribute being measured: **length** (how long), **weight** (how heavy), **capacity** (how much it holds), or **temperature** (how hot or cold). See if you can find a tool in your house that measures the same attribute and explore using it! Weekends are bonus days and can help you figure out the pattern.



Friday, April 17, 2020

Length

Capacity

Weight

Temperature

Tool you found:



Saturday, April 18, 2020

\*\*\*BONUS

Length

Capacity

Weight

Temperature

Tool you found :



Sunday, April 19, 2020

\*\*\*BONUS

Length

Capacity

Weight

Temperature

Tool you found :

## Monday, April 20 - Character Lesson

- Fairness #3:

- So far, we have talked a lot about being fair. Today, we will talk about specific ways that you can show fairness.
- Sometimes, grown-ups will make decisions for you. But when you have to make decisions on your own, we want to make sure that you're showing fairness, like at recess, when you're playing, and when a teacher isn't around.
- Let me read some scenarios to you. For each one, I want you to think about the best way to show fairness and raise your hand to share.  
(Use attached sheets.)
- Great job everyone! Remember what we shared today so that we will all work together and play fairly here at Madison Avenue!

- At recess, everyone decides to play soccer. How can you make sure everyone gets to play?

Two sets of friends want to play blocks, but there is only one set of blocks. How can you make sure everyone gets to play?

- Mrs. Smith brought in 10 cookies, but she has 20 students. How could she make it fair?

Sam and Jake both want to be line leader. How could they make it fair?

- Cara and Jess want to use the bright pink marker, but there's only one. How could they make it fair?



# Monday, April 20

Book of the day: Michael Recycle

## Reading

Listen to Michael Recycle with a partner.

<https://www.youtube.com/watch?v=aZj14ChIY8I>

List the characters in the story, the setting, the problem and solution on the next page.

If you were the author, what would you change or add to the story?

## Science

Watch Reduce, Reuse, Recycle on BrainPop Jr.

<https://jr.brainpop.com/science/conservation/reducereusecycle/>

### I Can Help the Earth

List and draw things/ways you can reduce, reuse, or recycle.

## Phonics

### Short and Long Vowel Sounds

Say the name of each picture. Do you hear a short vowel sound or long vowel sound? Glue the picture to the correct side.

## Sight Words

Review the K sight word list.

Highlight any words your child does not know. Focus on these words throughout the next two weeks.

If your child has mastered all of the K sight words, have them create 5 sentences each day using these words. See how many words they can use in one sentence.

## Number Corner

Calendar  
Calendar Picture  
Cards can be found near the end of this packet.




HAVE YOU WORKED  
ON MOBYMAX  
TODAY?

Name: \_\_\_\_\_

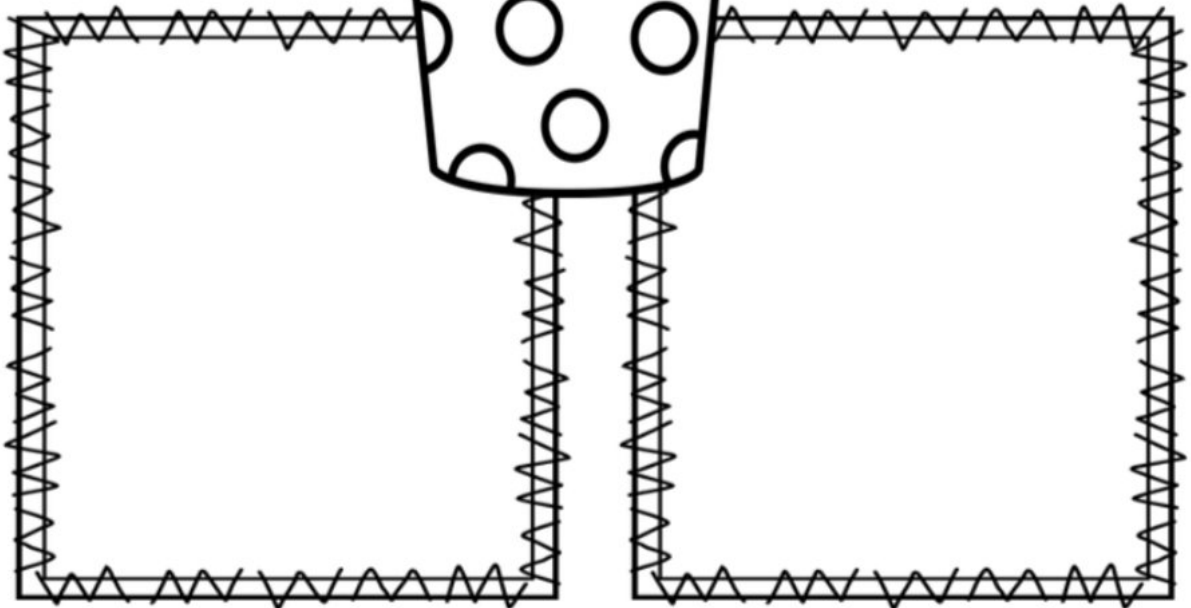
Character

Setting



Problem

Solution



Name: \_\_\_\_\_

# I Can Help the **EARTH!**



**Directions:** Fill out the chart. If you have more ideas, write them on the back of this page.

**3** items I can recycle

- \* \_\_\_\_\_
- \* \_\_\_\_\_
- \* \_\_\_\_\_

**2** items I can reuse



- \* \_\_\_\_\_
- \* \_\_\_\_\_

**1** way I can reduce



- \* \_\_\_\_\_


Name: \_\_\_\_\_

# Short and Long Vowel Sounds

Short Vowel Sounds




Long Vowel Sounds



--	--

--

© Smith of the Surface 2018



# Tuesday, April 21

Book of the day: Michael Recycle

## Writing

### I Can Help the Earth By...

Write to tell ways you can help the earth.

Don't forget to use complete sentences. Start with capital letters, use proper spacing, spell sight words correctly, sound out all other words, and use proper punctuation.

## Math

### Solve the Earth Code

Solve the addition problems. Use the answer to crack the mystery code at the bottom of the page!

## Sight Words & Word Family

Use a flashlight or magnifying glass to read your sight words.

Word family: -ay

Build (or write) the word pay. Add a letter or change a letter to make a new word. How many new words can you make?

List your words and read them to a grownup.

## Grammar & Language

Listen to The Sentence Song:

<https://www.youtube.com/watch?v=oWrvZviMEC>

**We Can All Help Sentence Scramble**  
Cut out the words to the sentence and glue them in the correct order. Write the sentence in the boxes on the bottom row. Don't forget, we start with an uppercase letter and end with a punctuation mark!

## Number Corner


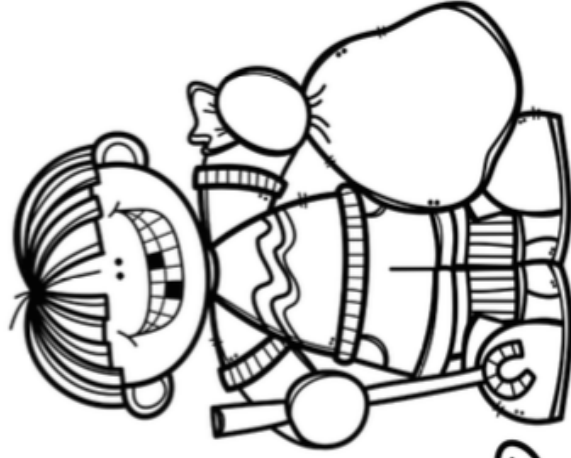
Number Corner  
Calendar  
Calendar Picture Cards  
can be found near the  
end of this packet.

HAVE YOU READ SOME  
STORIES ON  
RAZ-KIDS TODAY?



Name: \_\_\_\_\_

I can help the earth by



# Solve the Earth Code 2!

Name : \_\_\_\_\_ Date: \_\_\_\_\_


$2+1=$  \_\_\_\_\_ **D**       $1+3=$  \_\_\_\_\_ **T**       $3+2=$  \_\_\_\_\_ **R**

$2+4=$  \_\_\_\_\_ **E**       $1+6=$  \_\_\_\_\_ **Y**       $4+4=$  \_\_\_\_\_ **P**



$7+2=$  \_\_\_\_\_ **A**       $6+4=$  \_\_\_\_\_ **H**       $8+3=$  \_\_\_\_\_ **!**

10   9   8   8   7

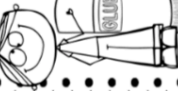
6   9   5   4   10      3   9   7   11



Name \_\_\_\_\_




We can all help  
Sentence Scramble



Glue the sentence here.

--	--	--	--	--	--	--	--

Write the sentence here.



the Earth.

all

We

help

can



# Wednesday, April 22

Book of the day: Michael Recycle

## Reading

Listen to Michael Recycle.  
<https://www.youtube.com/watch?v=aZj14ChIY8I>

Write and draw to tell the beginning, middle, and end of the story.

## Science

### Nature Walk

Take a nature walk.  
Check off the items you find.

## Phonics

Earth Day CVC Word Find  
Look at the picture of the Earth and find the 20 words.  
Write them down and read them to a family member.

## Grammar & Language

### Is It a Sentence?

Cut out the strips and read each one.  
Think: Does this make sense? Does it start with a capital? Does it have a punctuation mark? Sort the strips into two groups: Sentence and Not a Sentence

Can you change the strips that are not sentences into complete sentences?

## Number Corner

**Calendar**  
Calendar Picture Cards can be found near the end of this packet.

## Math

**Driveway Math**  
Check out our own Mrs. May and her fun way to practice math, then give it a try yourself! No chalk? Practice on paper instead!  
<https://www.youtube.com/watch?v=HBf8-WKN1-M>

Name \_\_\_\_\_

# Michael Recycle



beginning

A large, empty rectangular box with a hand-drawn border, intended for writing the beginning of the story.

Middle

A large, empty rectangular box with a hand-drawn border, intended for writing the middle of the story.

End
















A large, empty rectangular box with a hand-drawn border, intended for writing the end of the story.Four horizontal lines spanning the width of the page, intended for writing a summary or additional notes.

Name: \_\_\_\_\_



# Nature **WALK**

**Directions:** Check off the items you find on your walk.


 dirt <input type="checkbox"/>	 leaf <input type="checkbox"/>	 flower <input type="checkbox"/>
 spider <input type="checkbox"/>	 butterfly <input type="checkbox"/>	 mushroom <input type="checkbox"/>
 worm <input type="checkbox"/>	 bird <input type="checkbox"/>	 ant <input type="checkbox"/>
 bee <input type="checkbox"/>	 squirrel <input type="checkbox"/>	 sprout <input type="checkbox"/>
 tree <input type="checkbox"/>	 cloud <input type="checkbox"/>	 grass <input type="checkbox"/>

Name: \_\_\_\_\_

# Earth Day CVC Word Find!



1. Look at the picture below to find a word.
2. Read it out loud then write it on the line.
3. Keep going until you find all 20 words!



\_\_\_\_\_

\_\_\_\_\_

\_\_\_\_\_

\_\_\_\_\_

\_\_\_\_\_

\_\_\_\_\_

\_\_\_\_\_

\_\_\_\_\_

\_\_\_\_\_

\_\_\_\_\_

\_\_\_\_\_

\_\_\_\_\_

\_\_\_\_\_

\_\_\_\_\_

\_\_\_\_\_

\_\_\_\_\_

\_\_\_\_\_

\_\_\_\_\_

\_\_\_\_\_

\_\_\_\_\_

\_\_\_\_\_

Please read your words to someone at home.

**The man is in the car.**

**Can we go to the**

**Go to your room!**

**time to play at the.**

**What time is it?**

**he will not want a.**

**She is seven years old.**

**today they like**

**Do you like dogs?**

**Will she go to the?**

**You are a good friend.**

**The dog is black and.**

**I like school.**

**When will they want**

# Thursday, April 23

Book of the day: Michael Recycle

## Writing

We can help the earth by finding new uses for things instead of throwing them away. Write a list of some other ways you can use these things:

egg cartons  
bottle caps  
water bottles  
popsicle sticks

## Math

### Earth Day Spin and Subtract

Use a pencil and paper clip to spin on the earth spinners. Subtract the second spin from the first. Color the earth that matches the answer to the subtraction problems. Use the number line at the bottom to help. No paper clips... no problem... Just point to a number from each earth spinner.

## Grammar & Language

### Earth Day ABC Order

Color the pictures. Look at the first letter in each word. Which one comes first in the alphabet? Cut it out and glue it in the first box. Keep going until you have all the words in ABC order!

## Sight Words & Word Family

Play tic-tac-toe with your sight words! Put each word on a flashcard. Have your child read the word before they put their X or O.

Word Family: -ay  
Pick three words from the list of -ay words you created. Write each word in a sentence and draw a picture to illustrate the sentence.

## Number Corner

Calendar  
Calendar Picture Cards  
can be found near the end of this packet.

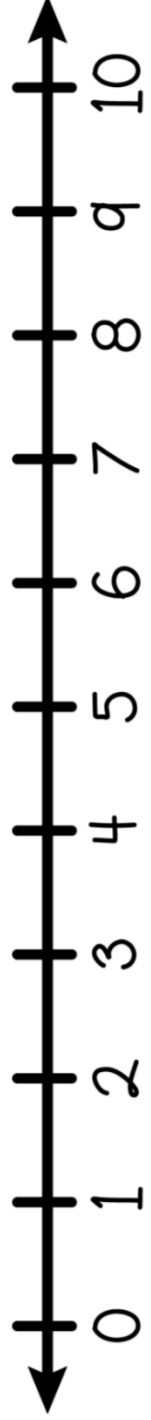

HAVE YOU READ  
SOME STORIES ON  
RAZ-KIDS TODAY?



# Earth Day Spin and Subtract

Name \_\_\_\_\_

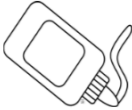
Use a paperclip and a pencil to spin each Earth spinner. Subtract the second spin from the first (use the number line if needed) and color an Earth with the total.










Name \_\_\_\_\_

Color the pictures. Cut out word boxes along dotted lines. Glue the words in ABC Order.



1	
2	
3	
4	
5	
6	



tree	
help	
Earth	
care	
seedling	
protect	

# Earth Day



# Friday, April 24

Book of the day: Michael Recycle

## Reading

Listen to Michael Recycle  
<https://www.youtube.com/watch?v=aZj14Ch1Y8I>

Retell the story to a parent including characters, main events, and important details.

## Science

Don't be a litter bug!  
Let's help clean up our neighborhood! Go on a litter walk and pick up trash others have left behind.

## Phonics

Real vs. Nonsense Words

1. Cut out the words
2. Mix them up.
3. Choose a word and sound it out.
4. Place it in the correct category.
5. Continue sorting the words.
6. Write each word

## Writing

What Do You Think?

Write to tell your opinion. Why do you think the air didn't smell fresh? Don't forget to use complete sentences. Start with capital letters use proper spacing, spell sight words correctly, sound out all other words, and use proper punctuation.

## Number Corner

Calendar  
Calendar Picture Cards  
can be found near the end of this packet.



HAVE YOU WORKED  
ON MOBYMAX  
TODAY?

Name \_\_\_\_\_

Sort the words on the correct mats. Record the words when you are finished.

# Real


# Nonsense






**hut**



**nut**



**van**



**let**



**wet**



**pat**



**log**



**red**



**rod**



**lid**



**kit**



**cub**

©2019 - SD.com



**sim**



**hep**



**hoz**



**pij**



**yuf**



**tis**



**zis**



**ip**



**jeb**



**un**



**ved**



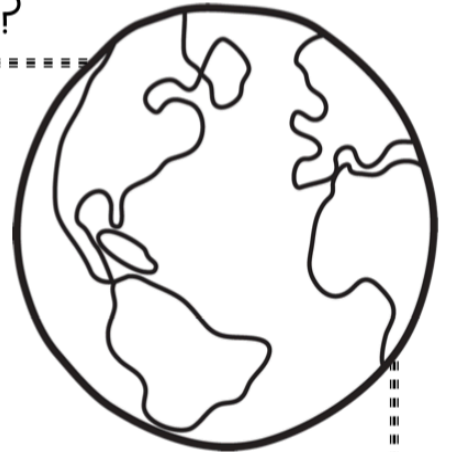
**iv**

©2019 - SD.com

Name \_\_\_\_\_

# What Do You Think?

Why didn't the air smell fresh in the town of  
Abberdoo-Rimey?




A large rounded rectangular area defined by a dotted line, intended for drawing or writing.

Four sets of horizontal writing lines, each consisting of a solid top line, a dashed middle line, and a solid bottom line.

# Number Corner, page 1

Discuss what you see in the picture each day. Circle the attribute being measured: **length** (how long), **weight** (how heavy), **capacity** (how much it holds), or **temperature** (how hot or cold). See if you can find a tool in your house that measures the same attribute and explore using it! Weekends are bonus days and can help you figure out the pattern.



Monday, April 20, 2020

Length                  Capacity  
Weight                 Temperature

Tool you found:



Tuesday, April 21, 2020

Length                  Capacity  
Weight                 Temperature

Tool you found :



Wednesday, April 22, 2020

Length                  Capacity  
Weight                 Temperature

Tool you found :

# Number Corner, page 2


Discuss what you see in the picture each day. Circle the attribute being measured: **length** (how long), **weight** (how heavy), **capacity** (how much it holds), or **temperature** (how hot or cold). See if you can find a tool in your house that measures the same attribute and explore using it! Weekends are bonus days and can help you figure out the pattern.



Thursday, April 23, 2020

Length                  Capacity  
Weight                 Temperature

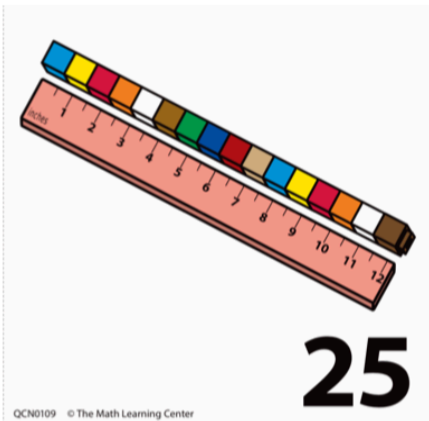
Tool you found:



Friday, April 24, 2020

Length                  Capacity  
Weight                 Temperature

Tool you found :



Saturday, April 25, 2020

\*\*\*BONUS

Length                  Capacity  
Weight                 Temperature

Tool you found :

## At Home PE Lessons

April 6<sup>th</sup>- April 10<sup>th</sup>

Make sure that you stay active for at least 30 Minutes each day. Along with the lesson provided, you can also access [www.gonoodle.com](http://www.gonoodle.com) for additional video activities.


Try and do this every day. Remember to have fun!

Name: _____	
Put an X on each box after you have completed that exercise set.	
I can complete 100 exercises!	
Do 10 sit ups.	Squat down to the floor, then jump up to the sky 10 times.
Jump on your right foot 10 times.	Complete 10 push-ups.
Balance on one foot for 10 seconds.	Do 10 jumping jacks.
Bring your knee to your chest 10 times.	Jump on your left foot 10 times.
Do 10 ski sliders.	Kick 10 kick-boxing kicks on each leg.

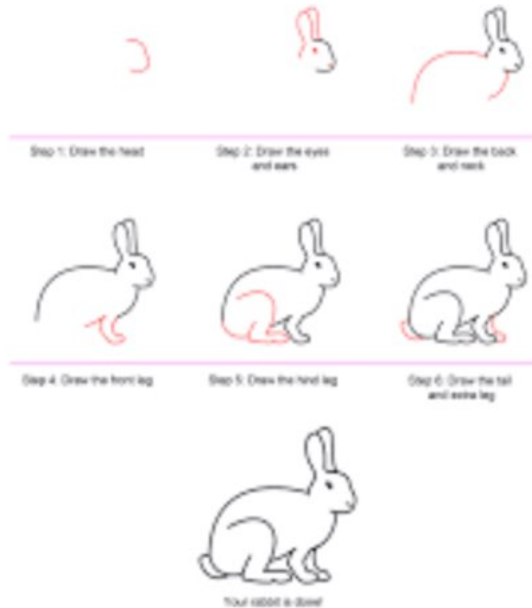
## Art project for April 6-9 for all K-2 classes

Go to You Tube and watch a read aloud of *The Runaway Bunny* by Margaret Wise Brown. Then use the drawing guide to create a picture of a bunny or bunnies. Add grass or flowers with your pencil, then trace over all of your pencil lines with with a marker, (not a permanent marker) any color is fine. Use a small wet paintbrush to outline the marker lines to create a shadow of color around the inside of your bunny drawing, outline the grass and flowers too. If you don't have a paintbrush, just color your bunny picture with markers or crayons. If you are able to send me a photo of your artwork at [aramsey@madison-schools.com](mailto:aramsey@madison-schools.com), I love seeing your finished work and your sweet faces too!

-Mrs. Ramsey



### How to Draw a Rabbit in 6 Easy Steps



[WeDrawAnimals.com](http://WeDrawAnimals.com)



ASSEMBLE ART + FLOWERS  
DEEP SPACE SPARKLE



## Kindergarten Music Activities @ Home

(Week 4/6 – 4/10)

I hope that you all are having fun with these activities that you can do at home. As always, most of these will not require any technology, but a few of them will. Have fun and do your best!

Mr. Hawkins



### Moving Activities

- Draw an imaginary line down the middle of your living room. One side is fast land, and one side is slow land. When you cross the line to fast land move quickly, when you cross the line to slow land move slowly. Now, try making one side high movement; one side low movement.
- How many letter shapes can you make just by using your body? Upper AND lower case!
- Turn on a piece of music and practice keeping the beat on different parts of your body.
- Make these general shapes with your body, be sure to freeze after each one as if someone is taking your picture: sitting shape, standing shape, round shape, straight shape, low shape, high shape, twisted shape.

### Singing Activities

- Make some owl sounds with your voice. Make them high and low! Have a family member echo you.
- Pretend two of your stuffed animals are from a land where they only understand singing. Using your singing voice can you have them talk to each other? Pretend they are singing about going to the beach; or planning a party together; or sharing their favorite stories.
- Sing along to these following songs:
  - “Had a Little Rooster” (<https://safeYouTube.net/w/TuW3>)
  - “Purple Light” (<https://safeYouTube.net/w/3vW3>)
  - “Down By The Bay” (<https://safeYouTube.net/w/wwW3>)



# Library@Home

April 6<sup>th</sup> –  
10<sup>th</sup>

KINDERGARTEN



## Library Skill

LV.3.1 Watching a story then answer questions about characters, plot, setting, etc.

## Curriculum Connection:

RLK.3: With prompting and support, identify characters, settings and major events in a story

## Website Code



## Lesson

- 1.) Visit the site [storylineonline.net](http://storylineonline.net) or scan the QR code below.
- 2.) Search for the story The Tale of Peter Rabbit.
- 3.) After listening to the story, complete the reading response on the next page with an adult. You can write and/or draw pictures in each of the spaces. If needed, go back to the story to help you find the answers.
- 4.) When finished, choose one (or more) of the extension activities.

## Extension Activities

<u>Construct</u>	<u>Create</u>	<u>Write &amp; Illustrate</u>
<p>Peter got into some serious trouble in Mr. McGregor's garden.</p> <p>Construct a garden using Legos, Playdoh, or anything else you have.</p> <p>Be sure to include 3 things you saw in the story.</p>	<p>Peter Rabbit lost his clothes during his chase with Mr. McGregor. Create a new jacket and a pair of shoes for Peter using paper, fabric, and other materials at your house.</p>	<p>Scan the code to learn how to illustrate a bunny!</p> 

# Reading Response

Name: \_\_\_\_\_ Date: \_\_\_\_\_

Title: \_\_\_\_\_

Author: \_\_\_\_\_

Draw a picture of the setting:

Write the names of the characters in the story.  
Circle your favorite character.

I thought this book was:  
(color in one choice)



great



good



okay



poor

## COMPUTER LAB

### Just a few reminders:

Students can access [www.Learning.com](http://www.Learning.com) or the "The Computer Lab" page which has kid-friendly sites for keyboarding as well as other resources for mouse practice: <https://www.madison-schools.com/domain/516>

When accessing your Learning.com account, check that you have typed these accurately:

- \*Username
- \*Password
- \*District Name which is: Madison County—MS (See side photo)

## Welcome back!

Username

Password [Show](#)

Madison County-MS

Log In

[Forgot Username or Password?](#)

What's a Passport?